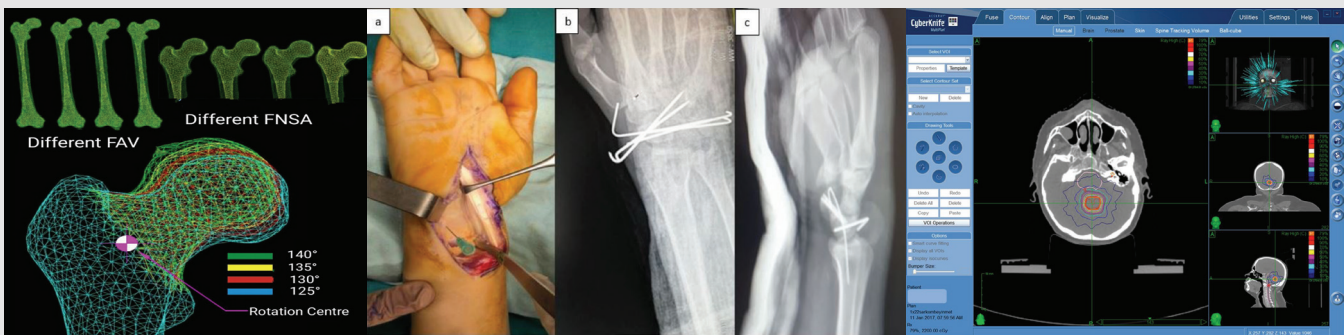


European Archives of Medical Research

Formerly Okmeydanı Medical Journal

Volume: 37 • Number: 2 • June 2021



Highlights

- **Online Education in Pathology**
Özben Yalçın, Zeynep Betül Erdem, Halide Nur Ürer, Kutsal Yörükoğlu
- **OCTA in Macular Telangiectasia**
Ali Demircan, Zeynep Alkin, Ceren Yeşilkaya, Gülşah Gümüş, Dilek Yaşa, Gürkan Erdoğan
- **Load Transmission to the Knee**
Aybars Tekcan, Nusret Köse
- **Relationship Nasal Septal Deviation and Oropharynx**
Hüseyin Sarı, Esmail Abdulahi Ahmed, Sabire Sitare Sarıçam, Ayşe Enise Göker, Ayça Başkadem Yılmaz, Yavuz Atar, Güler Berkiten, Yavuz Uyar
- **10-year Analysis of ART Outcomes**
Gökhan Artar, Berna Aslan Çetin, Tamer Erel
- **Braden Risk Assessment Scale and Pressure**
Cansu Berktaş Kılınc, Mehmet Zincirci, Ibrahim Gün, Namigar Turgut, Serap Karacalar, Nagihan Duran Yakar, Tarkan Mingir, Nihan Altintepe
- **Axillary Approaches to Brachial Plexus Block**
Demet Altun, Güray Dedebeke, Meltem Savran Karadeniz, Emine Aysu Şalvız, Mehmet Tuğrul
- **Gastric Cancer and Systemic Immune**
Hacer Demir, Yavuz Katırcılar, İsmail Beypınar, Saliha Karagöz Eren, Mevlüde İnanc
- **Relationship Between Depression and Sleep Suicide**
Ender Kaya
- **Objective and Subjective Outcomes of Achilles Tendon Ruptures**
Gürkan Gümüşsuyu, Mehmet Melih Asoğlu, Mehmet Barış Ertan, Ömer Faruk Kılıçaslan, Özkan Köse
- **Partial Nephrectomy for T1 Renal Carcinoma**
Erkan Merder, Ahmet Arıman

European Archives of Medical Research

Formerly Okmeydanı Medical Journal

**Owner on behalf and Responsible Manager of University of Health Sciences Turkey,
Prof. Dr. Cemil Taşçıoğlu City Hospital**

Hakan Gürbüz

Clinic of Orthopedics and Traumatology, University of Health Sciences Turkey, Prof. Dr. Cemil Taşçıoğlu City Hospital, İstanbul, Turkey

Editor in Chief

Tamer Özülker

Clinic of Nuclear Medicine, University of Health Sciences Turkey, Prof. Dr. Cemil Taşçıoğlu City Hospital, İstanbul, Turkey

 ORCID: orcid.org/0000-0001-9521-683X

Associate Editors

Asım Kalkan

*Clinic of Emergency Medicine,
University of Health Sciences Turkey,
Prof. Dr. Cemil Taşçıoğlu City Hospital,
İstanbul, Turkey*

 ORCID: orcid.org/0000-0002-5800-0201

Müjdat Adaş

*Clinic of Orthopedics and
Traumatology, University of Health
Sciences Turkey, Prof. Dr. Cemil
Taşçıoğlu City Hospital, İstanbul, Turkey*

 ORCID: orcid.org/0000-0003-3637-8876

Namigar Turgut

*Clinic of Anesthesia and Reanimation,
University of Health Sciences Turkey,
Prof. Dr. Cemil Taşçıoğlu City Hospital,
İstanbul, Turkey*

 ORCID: orcid.org/0000-0003-0252-3377

Özben Yalçın

*Clinic of Pathology, University of
Health Sciences Turkey, Prof. Dr. Cemil
Taşçıoğlu City Hospital, İstanbul, Turkey*

 ORCID: orcid.org/0000-0002-0019-1922

Biostatistical Consultants

Deniz Özel Erkan

*Akdeniz University School of Medicine,
Antalya, Turkey*

Emire Bor

Empiar Statistical Consultancy

Editorial Staff

Pelin İlhan

basinburos@okmeydani.gov.tr

Editors

Ali Cahid Civelek

*Clinic of Radiology, Division of Nuclear
Medicine, Johns Hopkins Medical
Institutions, Baltimore, USA*

 ORCID: orcid.org/0000-0003-4637-6292

Alper Ötünçtemur

*Clinic of Urology, University of Health
Sciences Turkey, Prof. Dr. Cemil
Taşçıoğlu City Hospital, İstanbul, Turkey*

 ORCID: orcid.org/0000-0002-0553-3012

Arzu Akan

*Clinic of General Surgery, University of
Health Sciences Turkey, Prof. Dr. Cemil
Taşçıoğlu City Hospital, İstanbul, Turkey*

 ORCID: orcid.org/0000-0001-8435-9771

Berrin Hüner

*Clinic of Physical Therapy and
Rehabilitation, Gaziosmanpaşa Training
and Research Hospital, İstanbul, Turkey*

 ORCID: orcid.org/0000-0003-3584-8880

Burak Erden

*Clinic of Eye Diseases, University of
Health Sciences Turkey, Prof. Dr. Cemil
Taşçıoğlu City Hospital, İstanbul, Turkey*

 ORCID: orcid.org/0000-0003-0650-4552


Bülent Ozgonenel

*Clinic of Hematology Oncology,
Children's Hospital of Michigan,
Detroit, United States*

 ORCID: orcid.org/0000-0001-8891-7646


Ekrem Üçer

*University Hospital Regensburg, Clinic
of Cardiology, Regensburg, Germany*

 ORCID ID: [0000-0002-3935-1110](https://orcid.org/0000-0002-3935-1110)

Funda Şimşek

*Clinic of Infectious Diseases and
Departmental Microbiology, University
of Health Sciences Turkey, Prof. Dr. Cemil
Taşçıoğlu City Hospital, İstanbul, Turkey*

 ORCID: orcid.org/0000-0002-7387-5057


Gülcan Güntaş

*Department of Biochemistry, Faculty of
Medicine, Kırklareli University,
Kırklareli Turkey*

 ORCID: orcid.org/0000-0002-3638-4662

Hakan Önder

*Clinic of Radiology, University of
Health Sciences Turkey, Prof. Dr. Cemil
Taşçıoğlu City Hospital, İstanbul, Turkey*

 ORCID: orcid.org/0000-0001-5207-3314


Hasan Dursun

*Clinic of Pediatrics, University of
Health Sciences Turkey, Prof. Dr. Cemil
Taşçıoğlu City Hospital,
İstanbul, Turkey*

 ORCID: orcid.org/0000-0002-8817-494X

İlteriş Oğuz Topal

*Clinic of Dermatology, University of
Health Sciences Turkey, Prof. Dr. Cemil
Taşçıoğlu City Hospital, İstanbul, Turkey*

 ORCID: orcid.org/0000-0001-8735-9806


Kadriye Kılıçkesmez

*Clinic of Cardiology, University of
Health Sciences Turkey, Prof. Dr. Cemil
Taşçıoğlu City Hospital, İstanbul, Turkey*

 ORCID: orcid.org/0000-0002-2139-9909

Mehmet Küçük

*Clinic of Internal Medicine, University of
Health Sciences Turkey, Prof. Dr. Cemil
Taşçıoğlu City Hospital, İstanbul, Turkey*

 ORCID: orcid.org/0000-0003-1720-3819


Mete Gürsoy

*Clinic of Cardiovascular Surgery,
University of Health Sciences Turkey,
Mehmet Akif Ersoy Chest and
Cardiovascular Surgery Hospital,
İstanbul, Turkey*

 ORCID: orcid.org/0000-0002-7083-476X


Metin Çetiner

*Duisburg-essen University School
of Medicine, Division of Pediatric
Nephrology and Pediatric Sonography
Hufelandstrasse Ss*

 ORCID: [0000-0002-0918-9204](https://orcid.org/0000-0002-0918-9204)


Mine Adaş

*Clinic of Internal Medicine, University of
Health Sciences Turkey, Prof. Dr. Cemil
Taşçıoğlu City Hospital, İstanbul, Turkey*

 ORCID: orcid.org/0000-0003-3008-6581


Özge Kandemir Gürsel

*Clinic of Radiation Oncology, University
of Health Sciences Turkey, Prof. Dr. Cemil
Taşçıoğlu City Hospital, İstanbul, Turkey*

 ORCID: orcid.org/0000-0002-6960-4115


Seçil Arca

*Clinic of Family Practice, University of
Health Sciences Turkey, Prof. Dr. Cemil
Taşçıoğlu City Hospital, İstanbul, Turkey*

 ORCID: orcid.org/0000-0003-0135-6909

Serdar Günaydın

*Clinic of Cardiovascular Surgery,
University of Health Sciences Turkey,
Ankara City Hospital, Ankara, Turkey*

 ORCID: orcid.org/0000-0002-9717-9793

Sezen Karakuş

*Department of Ophthalmology, The
Johns Hopkins Wilmer Eye Institute,
Baltimore, USA*

 ORCID: orcid.org/0000-0003-2951-995X

Sinan Akay

*Department of Radiology, University of
Iowa Health Care, 52242, Iowa City, IA*

Şener Cihan

*Clinic of Medical Oncology, University of
Health Sciences Turkey, Prof. Dr. Cemil
Taşçıoğlu City Hospital, İstanbul, Turkey*

 ORCID: orcid.org/0000-0002-3594-3661

Tamer Altay

*Clinic of Neurosurgery, University of
Health Sciences Turkey, Prof. Dr. Cemil
Taşçıoğlu City Hospital, İstanbul, Turkey*

 ORCID: orcid.org/0000-0003-0915-4957

Tolgar Lütfi Kumral

*Clinic of Otorhinolaryngology,
University of Health Sciences Turkey,
Prof. Dr. Cemil Taşçıoğlu City Hospital,
İstanbul, Turkey*

 ORCID: orcid.org/0000-0001-8760-7216


Veli Mihmanlı

*Clinic of Gynecology and Obstetrics,
University of Health Sciences Turkey,
Prof. Dr. Cemil Taşçıoğlu City Hospital,
İstanbul, Turkey*

 ORCID: orcid.org/0000-0001-8701-8462

Yavuz Anacak

*Department of Radiation Oncology,
Ege University, İzmir, Turkey*

 ORCID: orcid.org/0000-0002-2548-1109

Yavuz Uyar

*Clinic of Otorhinolaryngology,
University of Health Sciences Turkey,
Prof. Dr. Cemil Taşçıoğlu City Hospital,
İstanbul, Turkey*

 ORCID: orcid.org/0000-0003-0252-3377

Yücel Arman

*Clinic of Internal Medicine, University of
Health Sciences Turkey, Prof. Dr. Cemil
Taşçıoğlu City Hospital, İstanbul, Turkey*

 ORCID: orcid.org/0000-0002-9584-6644


Ziya Akçetin

*KMG Klinikum Urology Clinic Chief,
Luckenwalde, Germany*

Social Media Editor

Bariş Murat Ayvaci

*Clinic of Emergency Medicine,
University of Health Sciences Turkey,
Prof. Dr. Cemil Taşçıoğlu City Hospital,
İstanbul, Turkey*

 ORCID: [0000-0003-4760-025X](https://orcid.org/0000-0003-4760-025X)



Publisher Contact

Address: Molla Gürani Mah. Kaçamak Sk. No: 21/1 34093 İstanbul, Turkey

Phone: +90 (212) 621 99 25 **Fax:** +90 (212) 621 99 27 **E-mail:** info@galenos.com.tr **Web:** www.galenos.com.tr

Publisher Certificate Number: 14521 **Publication Date:** June 2021 **ISSN:** 2651-3137 **E-ISSN:** 2651-3153

International scientific journal published quarterly.

European Archives of Medical Research

Formerly Okmeydanı Medical Journal

AIMS AND SCOPE

European Archives of Medical Research (Eur Arch Med Res) is the scientific, peer-reviewed, open access publication of University of Health Sciences Turkey, Prof. Dr. Cemil Taşçıoğlu City Hospital. The journal is a quarterly publication, published on March, June, September, December. The publication language of the journal is English.

European Archives of Medical Research aims to contribute to the international literature by publishing original clinical and experimental research articles, case reports, review articles, and letters to the editor on all fields of medicine.

The target audience of the journal includes researchers, general practitioners and specialists from all fields of medicine.

The editorial and publication processes of the journal are shaped in accordance with the guidelines of the International Committee of Medical Journal Editors (ICMJE), World Association of Medical Editors (WAME), Council of Science Editors (CSE), Committee on Publication Ethics (COPE), European Association of Science Editors (EASE), and National Information Standards Organization (NISO).

Material Disclaimer

Prof. Dr. Cemil Taşçıoğlu City Hospital holds the international copyright of all the content published in the journal.

The author(s) is (are) responsible for the articles published in the JOURNAL.

The editor, editorial board and publisher do not accept any responsibility for the articles.

This work is licensed under a Creative Commons Attribution-NonCommercial 4.0 International License.

European Archives of Medical Research is currently indexed in **TUBITAK ULAKBIM TR Index, Index Copernicus, Gale, ProQuest, Türk Medline, Türkiye Atıf Dizini, J-GATE, ROOT INDEXING, EuroPub** and **EBSCO Academic Search Complete**.

Processing and publication are free of charge with the journal. No fees are requested from the authors at any point throughout the evaluation and publication process. All manuscripts must be submitted via the online submission system, which is available at eurarchmedres.org. The journal guidelines, technical information, and the required forms are available on the journal's web page.

All expenses of the journal are covered by the University of Health Sciences Turkey, Prof. Dr. Cemil Taşçıoğlu City Hospital. Potential advertisers should contact the Editorial Office. Advertisement images are published only upon the Editor-in-Chief's approval.

Statements or opinions expressed in the manuscripts published in the journal reflect the views of the author(s) and not the opinions of the University of Health Sciences Turkey, Prof. Dr. Cemil Taşçıoğlu City Hospital, editors, editorial board, and/or publisher; the editors, editorial board, and publisher disclaim any responsibility or liability for such materials.

All published content is available online, free of charge at eurarchmedres.org. Printed copies of the journal are distributed to the members of the University of Health Sciences Turkey, Prof. Dr. Cemil Taşçıoğlu City Hospital, free of charge.

European Archives of Medical Research is an open access publication and the journal's publication model is based on Budapest Open Access Initiative (BOAI) declaration. Journal's archive is available online, free of charge at eurarchmedres.org. European Archives of Medical Research's content is licensed under a [Creative Commons Attribution-NonCommercial 4.0 International License](https://creativecommons.org/licenses/by-nc/4.0/).



European Archives of Medical Research

Formerly Okmeydanı Medical Journal

INSTRUCTIONS TO AUTHORS

European Archives of Medical Research (Eur Arch Med Res) is the scientific, peerreviewed, open access publication of University of Health Sciences Turkey, Prof. Dr. Cemil Taşçıoğlu City Hospital. The journal is a quarterly publication, published on March, June, September, December. The publication language of the journal is English.

The aim of the European Archives of Medical Research is to publish original research papers of the highest scientific and clinical value in all medical fields. Eur Arch Med Res also includes reviews, case series, rare case reports, interesting image, and letters to the editor that are related to recently published articles.

The editorial and publication processes of the journal are shaped in accordance with the guidelines of the International Council of Medical Journal Editors (ICMJE), the World Association of Medical Editors (WAME), the Council of Science Editors (CSE), the Committee on Publication Ethics (COPE), the European Association of Science Editors (EASE), and National Information Standards Organization (NISO).

Originality, high scientific quality, and citation potential are the most important criteria for a manuscript to be accepted for publication. Manuscripts submitted for evaluation should not have been previously presented or already published in an electronic or printed medium. The journal should be informed of manuscripts that have been submitted to another journal for evaluation and rejected for publication. The submission of previous reviewer reports will expedite the evaluation process. Manuscripts that have been presented in a meeting should be submitted with detailed information on the organization, including the name, date, and location of the organization.

Manuscripts submitted to European Archives of Medical Research will go through a double-blind peer-review process. Each submission will be reviewed by at least two external, independent peer reviewers who are experts in their fields in order to ensure an unbiased evaluation process. The editorial board will invite an external and independent editor to manage the evaluation processes of manuscripts submitted by editors or by the editorial board members of the journal. The Editor in Chief is the final authority in the decision-making process for all submissions.

An approval of research protocols by the Ethics Committee in accordance with international agreements (World Medical Association Declaration of Helsinki "Ethical Principles for Medical Research Involving Human Subjects," amended in October 2013, www.wma.net) is required for experimental, clinical, and drug studies and for some case reports. If required, ethics committee reports or an equivalent official document will be requested from the authors. For manuscripts concerning experimental research on humans, a statement should be included that shows that written informed consent of patients and volunteers was obtained following a detailed explanation of the procedures that they may undergo. For studies carried out on animals, the measures taken to prevent pain and suffering of the animals should be stated clearly. Information on patient consent, the name of the ethics committee, and the ethics committee approval number should also be stated in the Methods section of the manuscript.

It is the authors' responsibility to carefully protect the patients' anonymity. For photographs that may reveal the identity of the patients, signed releases of the patient or of their legal representative should be enclosed.

All submissions are screened by a similarity detection software (iThenticate by CrossCheck).

In the event of alleged or suspected research misconduct, e.g., plagiarism, citation manipulation, and data falsification/fabrication, the Editorial Board will follow and act in accordance with COPE guidelines.

Each individual listed as an author should fulfill the authorship criteria recommended by the International Committee of Medical Journal Editors

(ICMJE - www.icmje.org). The ICMJE recommends that authorship be based on the following 4 criteria:

1. Substantial contributions to the conception or design of the work; or the acquisition, analysis, or interpretation of data for the work; AND
2. Drafting the work or revising it critically for important intellectual content; AND
3. Final approval of the version to be published; AND
4. Agreement to be accountable for all aspects of the work in ensuring that questions related to the accuracy or integrity of any part of the work are appropriately investigated and resolved.

In addition to being accountable for the parts of the work he/she has done, an author should be able to identify which co-authors are responsible for specific other parts of the work. In addition, authors should have confidence in the integrity of the contributions of their co-authors.

All those designated as authors should meet all four criteria for authorship, and all who meet the four criteria should be identified as authors. Those who do not meet all four criteria should be acknowledged in the title page of the manuscript.

European Archives of Medical Research requires corresponding authors to submit a signed and scanned version of the authorship contribution form (available for download through eurarchmedres.org) during the initial submission process in order to act appropriately on authorship rights and to prevent ghost or honorary authorship. If the editorial board suspects a case of "gift authorship," the submission will be rejected without further review. As part of the submission of the manuscript, the corresponding author should also send a short statement declaring that he/she accepts to undertake all the responsibility for authorship during the submission and review stages of the manuscript.

European Archives of Medical Research requires and encourages the authors and the individuals involved in the evaluation process of submitted manuscripts to disclose any existing or potential conflicts of interests, including financial, consultant, and institutional, that might lead to potential bias or a conflict of interest. Any financial grants or other support received for a submitted study from individuals or institutions should be disclosed to the Editorial Board. To disclose a potential conflict of interest, the ICMJE Potential Conflict of

European Archives of Medical Research

Formerly Okmeydanı Medical Journal

INSTRUCTIONS TO AUTHORS

Interest Disclosure Form should be filled in and submitted by all contributing authors. Cases of a potential conflict of interest of the editors, authors, or reviewers are resolved by the journal's Editorial Board within the scope of COPE and ICMJE guidelines.

The Editorial Board of the journal handles all appeal and complaint cases within the scope of COPE guidelines. In such cases, authors should get in direct contact with the editorial office regarding their appeals and complaints. When needed, an ombudsperson may be assigned to resolve cases that cannot be resolved internally. The Editor in Chief is the final authority in the decision-making process for all appeals and complaints.

European Archives of Medical Research requires each submission to be accompanied by a Copyright License Agreement (available for download eurarchmedres.org). When using previously published content, including figures, tables, or any other material in both print and electronic formats, authors must obtain permission from the copyright holder. Legal, financial and criminal liabilities in this regard belong to the author(s). By signing the Copyright License Agreement, authors agree that the article, if accepted for publication by the European Archives of Medical Research, will be licensed under a Creative Commons Attribution-Non Commercial 4.0 International License (CC-BY-NC).

Statements or opinions expressed in the manuscripts published in European Archives of Medical Research reflect the views of the author(s) and not the opinions of the editors, the editorial board, or the publisher; the editors, the editorial board, and the publisher disclaim any responsibility or liability for such materials. The final responsibility in regard to the published content rests with the authors.

Statements or opinions expressed in the manuscripts published in European Archives of Medical Research reflect the views of the author(s) and not the opinions of the editors, the editorial board, or the publisher; the editors, the editorial board, and the publisher disclaim any responsibility or liability for such materials. The final responsibility in regard to the published content rests with the authors.

MANUSCRIPT PREPARATION

The manuscripts should be prepared in accordance with ICMJE-Recommendations for the Conduct, Reporting, Editing, and Publication of Scholarly Work in Medical Journals (updated in December 2017 - <http://www.icmje.org/icmje-recommendations.pdf>). Authors are required to prepare manuscripts in accordance with the CONSORT guidelines for randomized research studies, STROBE guidelines for observational original research studies, STARD guidelines for studies on diagnostic accuracy, PRISMA guidelines for systematic reviews and meta-analysis, ARRIVE guidelines for experimental animal studies, and TREND guidelines for non-randomized public behavior.

Manuscripts can only be submitted through the journal's online manuscript submission and evaluation system, available at eurarchmedres.org. Manuscripts submitted via any other medium will not be evaluated.

Manuscripts submitted to the journal will first go through a technical evaluation process where the editorial office staff will

ensure that the manuscript has been prepared and submitted in accordance with the journal's guidelines. Submissions that do not conform to the journal's guidelines will be returned to the submitting author with technical correction requests.

Authors are required to submit the following:

Copyright Licence Agreement, Author Contributions Form, and, ICMJE Potential Conflict of Interest Disclosure Form (should be filled in by all contributing authors) during the initial submission. This form is available for download at eurarchmedres.org.

Preparation of the Manuscript

All manuscripts should be submitted in 12 point Times New Roman type with 2 line spacing.

Title page: A separate title page should be submitted with all submissions and this page should include:

- The full title of the manuscript as well as a short title (running head) of no more than 50 characters,
- Name(s), affiliations, highest academic degree(s), e-mail addresses, and ORCID IDs of the author(s),
- Grant information and detailed information on the other sources of support,
- Name, address, telephone (including the mobile phone number) and fax numbers, and email address of the corresponding author,
- Acknowledgment of the individuals who contributed to the preparation of the manuscript but who do not fulfill the authorship criteria.

Abstract: An abstract should be submitted with all submissions except for Letters to the Editor. The abstract of Original Articles should be structured with subheadings (Objective, Methods, Results, and Conclusion). Please check Table 1 below for word count specifications.

Keywords: Each submission must be accompanied by a minimum of three to a maximum of six keywords for subject indexing at the end of the abstract. The keywords should be listed in full without abbreviations. The keywords should be selected from the National Library of Medicine, Medical Subject Headings database (<https://www.nlm.nih.gov/mesh/MBrowser.html>).

Manuscript Types

Original Articles: This is the most important type of article since it provides new information based on original research. The main text of original articles should be structured with Introduction, Methods, Results, Discussion, and Conclusion subheadings. Please check Table 1 for the limitations for Original Articles.

Statistical analysis to support conclusions is usually necessary. Statistical analyses must be conducted in accordance with international statistical reporting standards (Altman DG, Gore SM, Gardner MJ, Pocock SJ. Statistical guidelines for contributors to medical journals. *Br Med J* 1983; 7; 1489-93). Information on statistical analyses should be provided with a separate subheading under the Materials and Methods section and the statistical software that was used during the process must be specified.

INSTRUCTIONS TO AUTHORS

Units should be prepared in accordance with the International System of Units (SI).

Editorial Comments: Editorial comments aim to provide a brief critical commentary by reviewers with expertise or with high reputation in the topic of the research article published in the journal. Authors are selected and invited by the journal to provide such comments. Abstract, Keywords, and Tables, Figures, Images, and other media are not included.

Review Articles: Reviews prepared by authors who have extensive knowledge on a particular field and whose scientific background has been translated into a high volume of publications with a high citation potential are welcomed. These authors may even be invited by the journal. Reviews should describe, discuss, and evaluate the current level of knowledge of a topic in clinical practice and should guide future studies. The main text should contain Introduction, Clinical and Research Consequences, and Conclusion sections. Please check Table 1 for the limitations for Review Articles.

Case Reports: There is limited space for case reports in the journal and reports on rare cases or conditions that constitute challenges in diagnosis and treatment, those offering new therapies or revealing knowledge not included in the literature, and interesting and educative case reports are accepted for publication. The text should include Introduction, Case Presentation, Discussion, and Conclusion subheadings. Please check Table 1 for the limitations for Case Reports.

Case Series: The Case Series section reports a series of 2-6 similar cases. The cases should address a challenging diagnostic and/or therapeutic problem with possible solutions to help clinicians in managing these cases. Case series must be accompanied with a comprehensive review of literature. It should include six authors maximum. Structure of manuscript should include Introduction, Case Series, Discussion, Conclusion. It should have 3-5 keywords maximum. Please check Table 1 for the entire limitations for Case Series.

Interesting Image: No manuscript text is required. Interesting Image submissions must include the following:

Title Page (see Original article section)

Abstract: Approximately 100-150 words; without structural divisions; in English and in Turkish. Turkish abstract will be provided by the editorial office for the authors who are not Turkish speakers. If you are not a native Turkish speaker, please re-enter your English abstract to the area provided for the Turkish abstract.

Image(s): The number of images is left to the discretion of the author. (See Original article section)

Figure Legend: Reference citations should appear in the legends, not in the abstract. Since there is no manuscript text, the legends for illustrations should be prepared in considerable detail but should be no more than 500 words total. The case should be presented and discussed in the Figure legend section.

References: Maximum eight references (see Original article section).

Letters to the Editor: This type of manuscript discusses important parts, overlooked aspects, or lacking parts of a previously published article. Articles on subjects within the scope of the journal that might attract the readers' attention, particularly educative cases, may also be submitted in the form of a "Letter to the Editor." Readers can also present their comments on the published manuscripts in the form of a "Letter to the Editor." Abstract, Keywords, and Tables, Figures, Images, and other media should not be included. The text should be unstructured. The manuscript that is being commented on must be properly cited within this manuscript.

Tables

Tables should be included in the main document, presented after the reference list, and they should be numbered consecutively in the order they are referred to within the main text. A descriptive title must be placed above the tables.

Abbreviations used in the tables should be defined below the tables by footnotes (even if they are defined within the main text).

Type of manuscript	Word limit	Abstract word limit	Reference limit	Table limit	Figure limit
Original Article	3500	250 (Structured)	40	6	7 or total of 15 images
Review Article	5000	250	80	6	10 or total of 20 images
Case Report	1000	200	15	No tables	10 or total of 20 images
Letter to the Editor	500	No abstract	5	No tables	No media

Tables should be created using the "insert table" command of the word processing software and they should be arranged clearly to provide easy reading. Data presented in the tables should not be a repetition of the data presented within the main text but should be supporting the main text.

Figures and Figure Legends

Figures, graphics, and photographs should be submitted as separate files (in TIFF or JPEG format) through the submission system. The files should not be embedded in a Word document or the main document. When there are figure subunits, the subunits should not be merged to form a single image. Each subunit should be submitted separately through the submission system. Images should not be labeled (a, b, c, etc.) to indicate figure subunits. Thick and thin arrows, arrowheads, stars, asterisks, and similar marks can be used on the images to support figure legends. Like the rest of the submission, the figures too should be blind. Any information within the images that may indicate an individual or institution should be blinded. The minimum resolution of each submitted figure should be 300 DPI. To prevent delays in the evaluation process, all submitted figures should be clear in resolution and large in size (minimum dimensions: 100 × 100 mm). Figure legends should be listed at the end of the main document.

European Archives of Medical Research

Formerly Okmeydanı Medical Journal

INSTRUCTIONS TO AUTHORS

All acronyms and abbreviations used in the manuscript should be defined at first use, both in the abstract and in the main text. The abbreviation should be provided in parentheses following the definition.

When a drug, product, hardware, or software program is mentioned within the main text, product information, including the name of the product, the producer of the product, and city and the country of the company (including the state if in USA), should be provided in parentheses in the following format: "Discovery St PET/CT scanner (General Electric, Milwaukee, WI, USA)"

All references, tables, and figures should be referred to within the main text, and they should be numbered consecutively in the order they are referred to within the main text.

Limitations, drawbacks, and the shortcomings of original articles should be mentioned in the Discussion section before the conclusion paragraph.

References

While citing publications, preference should be given to the latest, most up-to-date publications. If an ahead-of-print publication is cited, the DOI number should be provided. Authors are responsible for the accuracy of references. Journal titles should be abbreviated in accordance with the journal abbreviations in Index Medicus/ MEDLINE/PubMed. When there are six or fewer authors, all authors should be listed. If there are seven or more authors, the first six authors should be listed followed by "et al." In the main text of the manuscript, references should be cited using Arabic numbers in parentheses. The reference styles for different types of publications are presented in the following examples.

Journal Article: Stephane A. Management of Congenital Cholesteatoma with Otoendoscopic Surgery: Case Report. *Turkiye Klinikleri J Med Sci* 2010;30:803-7.

Book Section: Suh KN, Keystone JS. Malaria and babesiosis. Gorbach SL, Barlett JG, Blacklow NR, editors. *Infectious Diseases*. Philadelphia: Lippincott Williams; 2004.p.2290-308.

Books with a Single Author: Sweetman SC. *Martindale the Complete Drug Reference*. 34th ed. London: Pharmaceutical Press;2005.

Editor(s) as Author: Huizing EH, de Groot JAM, editors. *Functional reconstructive nasal surgery*. Stuttgart-New York: Thieme;2003.

Conference Proceedings: Bengissson S. Sothemin BG. Enforcement of data protection, privacy and security in medical informatics. In: Lun KC, Degoulet P, Piemme TE, Rienhoff O, editors. *MEDINFO 92. Proceedings of the 7th World Congress on Medical Informatics*; 1992 Sept 6-10; Geneva, Switzerland. Amsterdam: North-Holland;1992. pp.1561-5.

Scientific or Technical Report: Cusick M, Chew EY, Hoogwerf B, Agrón E, Wu L, Lindley A, et al. Early Treatment Diabetic Retinopathy Study Research Group. Risk factors for renal replacement therapy in the Early Treatment Diabetic Retinopathy

Study (ETDRS), Early Treatment Diabetic Retinopathy Study Kidney Int: 2004. Report No: 26.

Thesis: Yılmaz B. Ankara Üniversitesindeki Öğrencilerin Beslenme Durumları, Fiziksel Aktiviteleri ve Beden Kitle İndeksleri Kan Lipidleri Arasındaki İlişkiler. H.Ü. Sağlık Bilimleri Enstitüsü, Doktora Tezi. 2007.

Manuscripts Accepted for Publication, Not Published Yet:

Slots J. The microflora of black stain on human primary teeth. *Scand J Dent Res*. 1974. Epub Ahead of Print Articles: Cai L, Yeh BM, Westphalen AC, Roberts JP, Wang ZJ. Adult living donor liver imaging. *Diagn Interv Radiol* 2016 Feb 24. doi: 10.5152/dir.2016.15323. [Epub ahead of print].

Manuscripts Published in Electronic Format: Morse SS. Factors in the emergence of infectious diseases. *Emerg Infect Dis* (serial online) 1995 Jan-Mar (cited 1996 June 5):1(1): (24 screens). Available from: URL: [http:// www.cdc.gov/ncidod/EID/cid.htm](http://www.cdc.gov/ncidod/EID/cid.htm).

REVISIONS

When submitting a revised version of a paper, the author must submit a detailed "Response to the reviewers" that states point by point how each issue raised by the reviewers has been covered and where it can be found (each reviewer's comment, followed by the author's reply and line numbers where the changes have been made) as well as an annotated copy of the main document. Revised manuscripts must be submitted within 30 days from the date of the decision letter. If the revised version of the manuscript is not submitted within the allocated time, the revision option may be canceled. If the submitting author(s) believe that additional time is required, they should request this extension before the initial 30-day period is over.

Accepted manuscripts are copy-edited for grammar, punctuation, and format. Once the publication process of a manuscript is completed, it is published online on the journal's webpage as an ahead-of-print publication before it is included in its scheduled issue. A PDF proof of the accepted manuscript is sent to the corresponding author and their publication approval is requested within 2 days of their receipt of the proof.

Editor in Chief: Prof. Dr. Tamer Özülker

Address: Department of Nuclear Medicine, University of Health Sciences Turkey, Prof. Dr. Cemil Taşçıoğlu City Hospital, İstanbul, Turkey

Phone: +90 212 314 63 24

E-mail: tozulker@gmail.com

Publishing House: Galenos Yayınevi

Address: Molla Gürani Mah. Kaçamak Sk. No: 21/1 34093 Fındıkzade, İstanbul, Turkey

Phone: +90 (212) 621 99 25

Fax: +90 (212) 621 99 27

E-mail: info@galenos.com.tr/yayin@galenos.com.tr

European Archives of Medical Research

CONTENTS

REVIEW

- 56 Education in Pathology: What is the Place of Pathology Education in the "Online" Education Model?**
Özben Yalçın, Zeynep Betül Erdem, Halide Nur Ürer, Kutsal Yörükoğlu; İstanbul, İzmir, Turkey

ORIGINAL ARTICLES

- 59 Quantitative Measurement of Retinal Vessel Density in Non-proliferative and Proliferative Macular Telangiectasia Type 2 with Optical Coherence Tomography Angiography**
Ali Demircan, Zeynep Alkın, Ceren Yeşilkaya, Gülşah Gümüş, Dilek Yaşa, Gürkan Erdoğan; İstanbul, Turkey
- 63 Evaluation of Load Transmission to the Knee Joint in a Three-dimensional Femur Model Using a Finite Element Analysis Method**
Aybars Tekcan, Nusret Köse; İstanbul, Eskişehir, Turkey
- 71 Is There a Relationship Between the Types of Nasal Septal Deviation and Morphologic Changes of Oropharyngeal Structures?**
Hüseyin Sarı, Esmail Abdulahi Ahmed, Sabire Sitare Sarıçam, Ayşe Enise Göker, Ayça Başkadem Yılmaz, Yavuz Atar, Güler Berkiten, Yavuz Uyar; İstanbul, Turkey
- 76 10-year Analysis of Assisted Reproductive Technique Outcomes at a University Hospital**
Gökhan Artar, Berna Aslan Çetin, Tamer Erel; İstanbul, Turkey
- 83 Correlation of Risk Factor of Pressure Ulcer Using the Braden Risk Assessment Scale**
Cansu Berktaş Kılınç, Mehmet Zincirci, İbrahim Gün, Namigar Turgut, Serap Karacalar, Nağihan Duran Yakar, Tarkan Mıngır, Nihan Altıntepe; İstanbul, Turkey
- 89 Axillary Approaches to Brachial Plexus Block: A Comparison of Stimulator-guided Peripheral Nerve Block with and Without Ultrasonography Techniques**
Demet Altun, Güray Dedebebek, Meltem Savran Karadeniz, Emine Aysu Şalvız, Mehmet Tuğrul; İstanbul, Turkey
- 95 Prognostic Value of Systemic Immune Index in Patients with Metastatic Gastric Cancer**
Hacer Demir, Yavuz Katırcılar, İsmail Beypınar, Saliha Karagöz Eren, Mevlüde İnanç; Afyonkarahisar, Kayseri, Eskişehir, Turkey
- 101 Correlation of Sleep Disorders with Suicidal Ideation in Patients with Major Depressive Disorder**
Ender Kaya; İstanbul, Turkey
- 106 Correlation Between Patient-reported Outcome Scores and Objective Functional Assessments Following Surgical Treatment of Achilles Tendon Ruptures**
Gürkan Gümüşsuyu, Mehmet Melih Asoğlu, Mehmet Barış Ertan, Ömer Faruk Kılıçaslan, Özkan Köse; İstanbul, Antalya, Turkey
- 110 Perioperative and Early Renal Functional Outcomes of Laparoscopic and Open Partial Nephrectomy in Clinical T1 Renal Carcinoma**
Erkan Merder, Ahmet Arıman; İstanbul, Turkey
- 116 Perilunate Injuries as an Important Cause of Hand Morbidity**
Bülent Karslıoğlu, Ersin Taşatan, Süleyman Semih Dedeoğlu, Hakan Gürbüz; İstanbul, Turkey
- ### CASE REPORTS
- 121 Lipofibromatous Hamartoma of the Upper Extremity: Report of Two Cases**
Zehra Filiz Karaman, İbrahim Karaman, Abdulhakim Coşkun; Kayseri, Turkey
- 124 Single Brain Metastasis of Uterine Sarcoma Irradiated with Robotic Assisted LINAC-based Stereotactic Radiosurgery (Cyberknife): A Case Report**
Selvi Tabak Dinçer, Emre Uysal, Selma Şengiz Erhan, Ferdi Aksaray; İstanbul, Turkey
- 129 COVID-19 Associated Miller Fisher Syndrome and Rhombencephalitis with Magnetic Resonance Imaging Findings**
Onur Akan, Begüm Yaralıoğlu, Sümeyye Karabiyik, Funda Şimşek, Şule Vatansever, Kemal Harmancı, Serap Üçler; İstanbul, Turkey