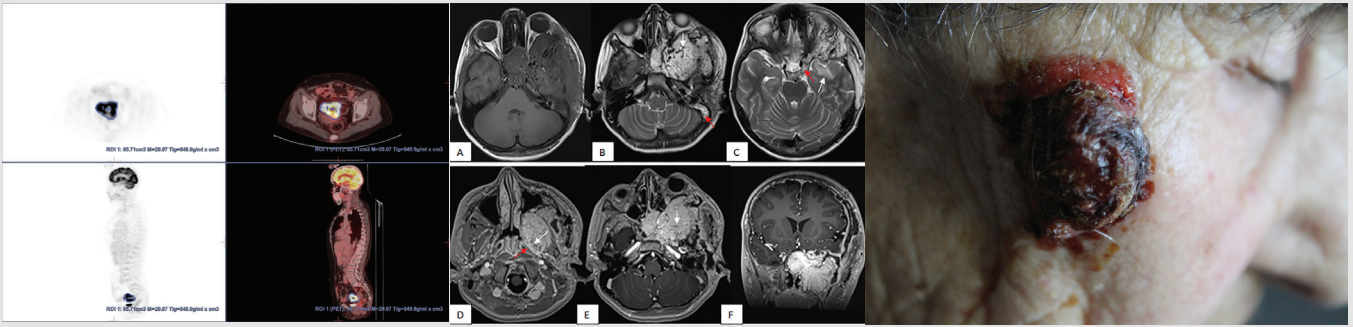


European Archives of Medical Research

Formerly Okmeydanı Medical Journal

Volume: 37 • Number: 3 • September 2021



Highlights

- **COVID-19 Vaccines**
Serkan Aydemir, Hatice Rumeysa Selvi, Muhammet Rıdvan Dumlu, Seçil Arıca, Funda Şimşek
- **Patient Information with Visual Animation**
Alican Barış
- **Cerclage-PFNA for Subtrochanteric Femur Fracture**
Ahmet Köse, Murat Topal, Murat İpteç, Muhammed Çağatay Engin, Recep Dinçer, Ali Aydın, Serkan Aykut, Muhammet Salih Ayas, Ercan Özyıldırım
- **Fixation of Slipped Capital Femoral Epiphysis**
Tunay Erden, Ali Tufan Pehlivan
- **Hybrid Approach in Vascular Diseases**
Cihan Yücel, Mete Gürsoy, Serkan Ketenciler, Burçin Çayhan Karademi, Nihan Kayalar
- **CEA and Volume-based PET/CT in Colon Cancer**
Yunus Güzel, Cihan Gündoğan, Canan Can
- **Allergy Management in Child vs. Adults**
Volkan Aydın, Neriman İpek Kırmızı, Ömer Ataç, Narin Akıcı, Ahmet Akıcı
- **COVID-19 and Epilepsy**
Sibel Üstün Özek, Asım Kalkan, Elif Ünal, Serap Üçler
- **Myotonic Dystrophy Type 1 Optical Coherence Tomography**
Onur Akan, Burak Erden
- **Working in a Pandemic Hospital during COVID-19 Outbreak**
Özlem Polat, Filiz Coşkun
- **Rejuvenation of Eyelid Via a Dermis Fat Graft**
Mehmet Serhat Mangan

Owner on behalf and Responsible Manager of University of Health Sciences Turkey, Prof. Dr. Cemil Taşçıoğlu City Hospital

Hakan Gürbüz

Clinic of Orthopedics and Traumatology, University of Health Sciences Turkey, Prof. Dr. Cemil Taşçıoğlu City Hospital, İstanbul, Turkey

Editor in Chief

Tamer Özüiker

Clinic of Nuclear Medicine, University of Health Sciences Turkey, Prof. Dr. Cemil Taşçıoğlu City Hospital, İstanbul, Turkey

 ORCID: orcid.org/0000-0001-9521-683X

Associate Editors

Asım Kalkan

Clinic of Emergency Medicine, University of Health Sciences Turkey, Prof. Dr. Cemil Taşçıoğlu City Hospital, İstanbul, Turkey

 ORCID: orcid.org/0000-0002-5800-0201

Müjdat Adaş

Clinic of Orthopedics and Traumatology, University of Health Sciences Turkey, Prof. Dr. Cemil Taşçıoğlu City Hospital, İstanbul, Turkey

 ORCID: orcid.org/0000-0003-3637-8876

Namigar Turgut

Clinic of Anesthesia and Reanimation, University of Health Sciences Turkey, Prof. Dr. Cemil Taşçıoğlu City Hospital, İstanbul, Turkey

 ORCID: orcid.org/0000-0003-0252-3377

Özben Yalçın

Clinic of Pathology, University of Health Sciences Turkey, Prof. Dr. Cemil Taşçıoğlu City Hospital, İstanbul, Turkey

 ORCID: orcid.org/0000-0002-0019-1922

Biostatistical Consultants

Deniz Özel Erkan

Akdeniz University School of Medicine, Antalya, Turkey

Emire Bor

Empiar Statistical Consultancy

Editorial Staff

Pelin İlhan

basinburos@okmeydani.gov.tr

Editorial Board

Achmet Ali

Department of Anesthesiology and Reanimation, İstanbul University Faculty of Medicine, İstanbul, Turkey

 ORCID: orcid.org/0000-0002-7224-6654


Ali Cahid Civelek

Clinic of Radiology, Division of Nuclear Medicine, Johns Hopkins Medical Institutions, Baltimore, USA

 ORCID: orcid.org/0000-0003-4637-6292

Alper Ötünçtemur

Clinic of Urology, University of Health Sciences Turkey, Prof. Dr. Cemil Taşçıoğlu City Hospital, İstanbul, Turkey

 ORCID: orcid.org/0000-0002-0553-3012

Arzu Akan

Clinic of General Surgery, University of Health Sciences Turkey, Prof. Dr. Cemil Taşçıoğlu City Hospital, İstanbul, Turkey

 ORCID: orcid.org/0000-0001-8435-9771

Berrin Hüner

Clinic of Physical Therapy and Rehabilitation, Gaziosmanpaşa Training and Research Hospital, İstanbul, Turkey

 ORCID: orcid.org/0000-0003-3584-8880

Burak Erden

Clinic of Eye Diseases, University of Health Sciences Turkey, Prof. Dr. Cemil Taşçıoğlu City Hospital, İstanbul, Turkey

 ORCID: orcid.org/0000-0003-0650-4552


Bülent Ozgonenel

Clinic of Hematology Oncology, Children's Hospital of Michigan, Detroit, United States

 ORCID: orcid.org/0000-0001-8891-7646

Ekrem Üçer

University Hospital Regensburg, Clinic of Cardiology, Regensburg, Germany

 ORCID ID: 0000-0002-3935-1110


Funda Şimşek

Clinic of Infectious Diseases and Departmental Microbiology, University of Health Sciences Turkey, Prof. Dr. Cemil Taşçıoğlu City Hospital, İstanbul, Turkey

 ORCID: orcid.org/0000-0002-7387-5057

Gülcan Güntaş

Department of Biochemistry, Faculty of Medicine, Kırklareli University, Kırklareli Turkey

 ORCID: orcid.org/0000-0002-3638-4662

Hakan Önder

Clinic of Radiology, University of Health Sciences Turkey, Prof. Dr. Cemil Taşçıoğlu City Hospital, İstanbul, Turkey

 ORCID: orcid.org/0000-0001-5207-3314


Hasan Dursun

Clinic of Pediatrics, University of Health Sciences Turkey, Prof. Dr. Cemil Taşçıoğlu City Hospital, İstanbul, Turkey

 ORCID: orcid.org/0000-0002-8817-494X

İlteriş Oğuz Topal

Clinic of Dermatology, University of Health Sciences Turkey, Prof. Dr. Cemil Taşçıoğlu City Hospital, İstanbul, Turkey

 ORCID: orcid.org/0000-0001-8735-9806

European Archives of Medical Research

Formerly Okmeydanı Medical Journal

Kadriye Kılıçkesmez

Clinic of Cardiology, University of Health Sciences Turkey,
Prof. Dr. Cemil Taşçıoğlu City Hospital, İstanbul, Turkey

 ORCID: orcid.org/0000-0002-2139-9909

Mehmet Küçük

Clinic of Internal Medicine, University of Health Sciences Turkey,
Prof. Dr. Cemil Taşçıoğlu City Hospital, İstanbul, Turkey

 ORCID: orcid.org/0000-0003-1720-3819


Mete Gürsoy

Clinic of Cardiovascular Surgery, University of Health Sciences Turkey, Mehmet
Akif Ersoy Chest and Cardiovascular Surgery Hospital, İstanbul, Turkey

 ORCID: orcid.org/0000-0002-7083-476X

Metin Çetiner

Duisburg-essen University School of Medicine, Division of Pediatric
Nephrology and Pediatric Sonography Hufelandstrasse Ss

 ORCID: 0000-0002-0918-9204

Mine Adaş

Clinic of Internal Medicine, University of Health Sciences Turkey,
Prof. Dr. Cemil Taşçıoğlu City Hospital, İstanbul, Turkey

 ORCID: orcid.org/0000-0003-3008-6581

Murat Dursun

Department of Urology, İstanbul University Faculty of Medicine,
İstanbul, Turkey

 ORCID: orcid.org/0000-0001-9115-7203


Nurdan Gül

Department of Endocrinology, İstanbul University Faculty of Medicine,
İstanbul, Turkey

 ORCID: orcid.org/0000-0002-1187-944X


Özge Kandemir Gürsel

Clinic of Radiation Oncology, University of Health Sciences Turkey,
Prof. Dr. Cemil Taşçıoğlu City Hospital, İstanbul, Turkey

 ORCID: orcid.org/0000-0002-6960-4115

Seçil Arıca

Clinic of Family Practice, University of Health Sciences Turkey,
Prof. Dr. Cemil Taşçıoğlu City Hospital, İstanbul, Turkey

 ORCID: orcid.org/0000-0003-0135-6909

Serdar Günaydın

Clinic of Cardiovascular Surgery, University of Health Sciences Turkey,
Ankara City Hospital, Ankara, Turkey

 ORCID: orcid.org/0000-0002-9717-9793

Sezen Karakuş

Department of Ophthalmology, The Johns Hopkins Wilmer Eye Institute,
Baltimore, USA

 ORCID: orcid.org/0000-0003-2951-995X

Sinan Akay

Department of Radiology, University of Iowa Health Care, 52242,
Iowa City, IA

Şener Cihan

Clinic of Medical Oncology, University of Health Sciences Turkey,
Prof. Dr. Cemil Taşçıoğlu City Hospital, İstanbul, Turkey

 ORCID: orcid.org/0000-0002-3594-3661

Tamer Altay

Clinic of Neurosurgery, University of Health Sciences Turkey,
Prof. Dr. Cemil Taşçıoğlu City Hospital, İstanbul, Turkey

 ORCID: orcid.org/0000-0003-0915-4957

Tolgar Lütü Kumral

Clinic of Otorhinolaryngology, University of Health Sciences Turkey,
Prof. Dr. Cemil Taşçıoğlu City Hospital, İstanbul, Turkey

 ORCID: orcid.org/0000-0001-8760-7216

Veli Mihmanlı

Clinic of Gynecology and Obstetrics, University of Health Sciences Turkey,
Prof. Dr. Cemil Taşçıoğlu City Hospital, İstanbul, Turkey

 ORCID: orcid.org/0000-0001-8701-8462

Yavuz Anacak

Department of Radiation Oncology,
Ege University, İzmir, Turkey

 ORCID: orcid.org/0000-0002-2548-1109


Yavuz Uyar

Clinic of Otorhinolaryngology, University of Health Sciences Turkey,
Prof. Dr. Cemil Taşçıoğlu City Hospital, İstanbul, Turkey

 ORCID: orcid.org/0000-0003-0252-3377

Yücel Arman

Clinic of Internal Medicine, University of Health Sciences Turkey,
Prof. Dr. Cemil Taşçıoğlu City Hospital, İstanbul, Turkey

 ORCID: orcid.org/0000-0002-9584-6644


Ziya Akçetin

KMG Klinikum Urology Clinic Chief, Luckenwalde, Germany

Social Media Editor

Bariş Murat Ayrıacı

Clinic of Emergency Medicine, University of Health Sciences Turkey,
Prof. Dr. Cemil Taşçıoğlu City Hospital, İstanbul, Turkey

 ORCID: 0000-0003-4760-025X



Galenos Publishing House Owner and Publisher

Derya Mor
Erkan Mor

Publication Coordinator

Burak Sever

Web Coordinators

Fuat Hocalar
Turgay Akpınar

Graphics Department

Ayda Alaca
Çiğdem Birinci
Gülşah Özgül

Finance Coordinator

Sevinç Çakmak

Project Coordinators

Aysel Balta
Duygu Yıldırım
Gamze Aksoy
Gülşay Akın
Hatice Sever
Melike Eren
Meltem Acar
Özlem Çelik Çekil
Pınar Akpınar
Rabia Palazoğlu

Research&Development

Melisa Yiğitoğlu
Nihan Karamanlı

Digital Marketing Specialist

Seher Altundemir

Publisher Contact

Address: Molla Gürani Mah. Kaçamak Sk. No: 21/1

34093 İstanbul, Turkey

Phone: +90 (212) 621 99 25 Fax: +90 (212) 621 99 27

E-mail: info@galenos.com.tr/yayin@galenos.com.tr

Web: www.galenos.com.tr

Publisher Certificate Number: 14521

Publication Date: September 2021

ISSN: 2651-3137 E-ISSN: 2651-3153

International scientific journal published quarterly.

European Archives of Medical Research

Formerly Okmeydanı Medical Journal

AIMS AND SCOPE

European Archives of Medical Research (Eur Arch Med Res) is the scientific, peer-reviewed, open access publication of University of Health Sciences Turkey, Prof. Dr. Cemil Taşçıoğlu City Hospital. The journal is a quarterly publication, published on March, June, September, December. The publication language of the journal is English.

European Archives of Medical Research aims to contribute to the international literature by publishing original clinical and experimental research articles, case reports, review articles, and letters to the editor on all fields of medicine.

The target audience of the journal includes researchers, general practitioners and specialists from all fields of medicine.

The editorial and publication processes of the journal are shaped in accordance with the guidelines of the International Committee of Medical Journal Editors (ICMJE), World Association of Medical Editors (WAME), Council of Science Editors (CSE), Committee on Publication Ethics (COPE), European Association of Science Editors (EASE), and National Information Standards Organization (NISO).

Material Disclaimer

Prof. Dr. Cemil Taşçıoğlu City Hospital holds the international copyright of all the content published in the journal.

The author(s) is (are) responsible for the articles published in the JOURNAL.

The editor, editorial board and publisher do not accept any responsibility for the articles.

This work is licensed under a Creative Commons Attribution-NonCommercial 4.0 International License.

European Archives of Medical Research is currently indexed in **TUBITAK ULAKBIM TR Index, Index Copernicus, Gale, ProQuest, Türk Medline, Türkiye Atıf Dizini, J-GATE** and **EBSCO Academic Search Complete**.

Processing and publication are free of charge with the journal. No fees are requested from the authors at any point throughout the evaluation and publication process. All manuscripts must be submitted via the online submission system, which is available at eurarchmedres.org. The journal guidelines, technical information, and the required forms are available on the journal's web page.

All expenses of the journal are covered by the University of Health Sciences Turkey, Prof. Dr. Cemil Taşçıoğlu City Hospital. Potential advertisers should contact the Editorial Office. Advertisement images are published only upon the Editor-in-Chief's approval.

Statements or opinions expressed in the manuscripts published in the journal reflect the views of the author(s) and not the opinions of the University of Health Sciences Turkey, Prof. Dr. Cemil Taşçıoğlu City Hospital, editors, editorial board, and/or publisher; the editors, editorial board, and publisher disclaim any responsibility or liability for such materials.

All published content is available online, free of charge at eurarchmedres.org. Printed copies of the journal are distributed to the members of the University of Health Sciences Turkey, Prof. Dr. Cemil Taşçıoğlu City Hospital, free of charge.

European Archives of Medical Research is an open access publication and the journal's publication model is based on Budapest Open Access Initiative (BOAI) declaration. Journal's archive is available online, free of charge at eurarchmedres.org. European Archives of Medical Research's content is licensed under a [Creative Commons Attribution-NonCommercial 4.0 International License](https://creativecommons.org/licenses/by-nc/4.0/).



European Archives of Medical Research

Formerly Okmeydanı Medical Journal

INSTRUCTIONS TO AUTHORS

European Archives of Medical Research (Eur Arch Med Res) is the scientific, peerreviewed, open access publication of University of Health Sciences Turkey, Prof. Dr. Cemil Taşçıoğlu City Hospital. The journal is a quarterly publication, published on March, June, September, December. The publication language of the journal is English.

The aim of the European Archives of Medical Research is to publish original research papers of the highest scientific and clinical value in all medical fields. Eur Arch Med Res also includes reviews, case series, rare case reports, interesting image, and letters to the editor that are related to recently published articles.

The editorial and publication processes of the journal are shaped in accordance with the guidelines of the International Council of Medical Journal Editors (ICMJE), the World Association of Medical Editors (WAME), the Council of Science Editors (CSE), the Committee on Publication Ethics (COPE), the European Association of Science Editors (EASE), and National Information Standards Organization (NISO).

Originality, high scientific quality, and citation potential are the most important criteria for a manuscript to be accepted for publication. Manuscripts submitted for evaluation should not have been previously presented or already published in an electronic or printed medium. The journal should be informed of manuscripts that have been submitted to another journal for evaluation and rejected for publication. The submission of previous reviewer reports will expedite the evaluation process. Manuscripts that have been presented in a meeting should be submitted with detailed information on the organization, including the name, date, and location of the organization.

Manuscripts submitted to European Archives of Medical Research will go through a double-blind peer-review process. Each submission will be reviewed by at least two external, independent peer reviewers who are experts in their fields in order to ensure an unbiased evaluation process. The editorial board will invite an external and independent editor to manage the evaluation processes of manuscripts submitted by editors or by the editorial board members of the journal. The Editor in Chief is the final authority in the decision-making process for all submissions.

An approval of research protocols by the Ethics Committee in accordance with international agreements (World Medical Association Declaration of Helsinki "Ethical Principles for Medical Research Involving Human Subjects," amended in October 2013, www.wma.net) is required for experimental, clinical, and drug studies and for some case reports. If required, ethics committee reports or an equivalent official document will be requested from the authors. For manuscripts concerning experimental research on humans, a statement should be included that shows that written informed consent of patients and volunteers was obtained following a detailed explanation of the procedures that they may undergo. For studies carried out on animals, the measures taken to prevent pain and suffering of the animals should be stated clearly. Information on patient consent, the name of the ethics committee, and the ethics committee approval number should also be stated in the Methods section of the manuscript.

It is the authors' responsibility to carefully protect the patients' anonymity. For photographs that may reveal the identity of the patients, signed releases of the patient or of their legal representative should be enclosed.

All submissions are screened by a similarity detection software (iThenticate by CrossCheck).

In the event of alleged or suspected research misconduct, e.g., plagiarism, citation manipulation, and data falsification/fabrication, the Editorial Board will follow and act in accordance with COPE guidelines.

Each individual listed as an author should fulfill the authorship criteria recommended by the International Committee of Medical Journal Editors

(ICMJE - www.icmje.org). The ICMJE recommends that authorship be based on the following 4 criteria:

1. Substantial contributions to the conception or design of the work; or the acquisition, analysis, or interpretation of data for the work; AND
2. Drafting the work or revising it critically for important intellectual content; AND
3. Final approval of the version to be published; AND
4. Agreement to be accountable for all aspects of the work in ensuring that questions related to the accuracy or integrity of any part of the work are appropriately investigated and resolved.

In addition to being accountable for the parts of the work he/she has done, an author should be able to identify which co-authors are responsible for specific other parts of the work. In addition, authors should have confidence in the integrity of the contributions of their co-authors.

All those designated as authors should meet all four criteria for authorship, and all who meet the four criteria should be identified as authors. Those who do not meet all four criteria should be acknowledged in the title page of the manuscript.

European Archives of Medical Research requires corresponding authors to submit a signed and scanned version of the authorship contribution form (available for download through eurarchmedres.org) during the initial submission process in order to act appropriately on authorship rights and to prevent ghost or honorary authorship. If the editorial board suspects a case of "gift authorship," the submission will be rejected without further review. As part of the submission of the manuscript, the corresponding author should also send a short statement declaring that he/she accepts to undertake all the responsibility for authorship during the submission and review stages of the manuscript.

European Archives of Medical Research requires and encourages the authors and the individuals involved in the evaluation process of submitted manuscripts to disclose any existing or potential conflicts of interests, including financial, consultant, and institutional, that might lead to potential bias or a conflict of interest. Any financial grants or other support received for a submitted study from individuals or institutions should be disclosed to the Editorial Board. To disclose a potential conflict of interest, the ICMJE Potential Conflict of

INSTRUCTIONS TO AUTHORS

Interest Disclosure Form should be filled in and submitted by all contributing authors. Cases of a potential conflict of interest of the editors, authors, or reviewers are resolved by the journal's Editorial Board within the scope of COPE and ICMJE guidelines.

The Editorial Board of the journal handles all appeal and complaint cases within the scope of COPE guidelines. In such cases, authors should get in direct contact with the editorial office regarding their appeals and complaints. When needed, an ombudsperson may be assigned to resolve cases that cannot be resolved internally. The Editor in Chief is the final authority in the decision-making process for all appeals and complaints.

European Archives of Medical Research requires each submission to be accompanied by a Copyright License Agreement (available for download eurarchmedres.org). When using previously published content, including figures, tables, or any other material in both print and electronic formats, authors must obtain permission from the copyright holder. Legal, financial and criminal liabilities in this regard belong to the author(s). By signing the Copyright License Agreement, authors agree that the article, if accepted for publication by the European Archives of Medical Research, will be licensed under a Creative Commons Attribution-Non Commercial 4.0 International License (CC-BY-NC).

Statements or opinions expressed in the manuscripts published in European Archives of Medical Research reflect the views of the author(s) and not the opinions of the editors, the editorial board, or the publisher; the editors, the editorial board, and the publisher disclaim any responsibility or liability for such materials. The final responsibility in regard to the published content rests with the authors.

Statements or opinions expressed in the manuscripts published in European Archives of Medical Research reflect the views of the author(s) and not the opinions of the editors, the editorial board, or the publisher; the editors, the editorial board, and the publisher disclaim any responsibility or liability for such materials. The final responsibility in regard to the published content rests with the authors.

MANUSCRIPT PREPARATION

The manuscripts should be prepared in accordance with ICMJE-Recommendations for the Conduct, Reporting, Editing, and Publication of Scholarly Work in Medical Journals (updated in December 2017 - <http://www.icmje.org/icmje-recommendations.pdf>). Authors are required to prepare manuscripts in accordance with the CONSORT guidelines for randomized research studies, STROBE guidelines for observational original research studies, STARD guidelines for studies on diagnostic accuracy, PRISMA guidelines for systematic reviews and meta-analysis, ARRIVE guidelines for experimental animal studies, and TREND guidelines for non-randomized public behavior.

Manuscripts can only be submitted through the journal's online manuscript submission and evaluation system, available at eurarchmedres.org. Manuscripts submitted via any other medium will not be evaluated.

Manuscripts submitted to the journal will first go through a technical evaluation process where the editorial office staff will

ensure that the manuscript has been prepared and submitted in accordance with the journal's guidelines. Submissions that do not conform to the journal's guidelines will be returned to the submitting author with technical correction requests.

Authors are required to submit the following:

Copyright Licence Agreement, Author Contributions Form, and, ICMJE Potential Conflict of Interest Disclosure Form (should be filled in by all contributing authors) during the initial submission. This form is available for download at eurarchmedres.org.

Preparation of the Manuscript

All manuscripts should be submitted in 12 point Times New Roman type with 2 line spacing.

Title page: A separate title page should be submitted with all submissions and this page should include:

- The full title of the manuscript as well as a short title (running head) of no more than 50 characters,
- Name(s), affiliations, highest academic degree(s), e-mail addresses, and ORCID IDs of the author(s),
- Grant information and detailed information on the other sources of support,
- Name, address, telephone (including the mobile phone number) and fax numbers, and email address of the corresponding author,
- Acknowledgment of the individuals who contributed to the preparation of the manuscript but who do not fulfill the authorship criteria.

Abstract: An abstract should be submitted with all submissions except for Letters to the Editor. The abstract of Original Articles should be structured with subheadings (Objective, Methods, Results, and Conclusion). Please check Table 1 below for word count specifications.

Keywords: Each submission must be accompanied by a minimum of three to a maximum of six keywords for subject indexing at the end of the abstract. The keywords should be listed in full without abbreviations. The keywords should be selected from the National Library of Medicine, Medical Subject Headings database (<https://www.nlm.nih.gov/mesh/MBrowser.html>).

Manuscript Types

Original Articles: This is the most important type of article since it provides new information based on original research. The main text of original articles should be structured with Introduction, Methods, Results, Discussion, and Conclusion subheadings. Please check Table 1 for the limitations for Original Articles.

Statistical analysis to support conclusions is usually necessary. Statistical analyses must be conducted in accordance with international statistical reporting standards (Altman DG, Gore SM, Gardner MJ, Pocock SJ. Statistical guidelines for contributors to medical journals. *Br Med J* 1983; 7; 1489-93). Information on statistical analyses should be provided with a separate subheading under the Materials and Methods section and the statistical software that was used during the process must be specified.

European Archives of Medical Research

Formerly Okmeydanı Medical Journal

INSTRUCTIONS TO AUTHORS

Units should be prepared in accordance with the International System of Units (SI).

Editorial Comments: Editorial comments aim to provide a brief critical commentary by reviewers with expertise or with high reputation in the topic of the research article published in the journal. Authors are selected and invited by the journal to provide such comments. Abstract, Keywords, and Tables, Figures, Images, and other media are not included.

Review Articles: Reviews prepared by authors who have extensive knowledge on a particular field and whose scientific background has been translated into a high volume of publications with a high citation potential are welcomed. These authors may even be invited by the journal. Reviews should describe, discuss, and evaluate the current level of knowledge of a topic in clinical practice and should guide future studies. The main text should contain Introduction, Clinical and Research Consequences, and Conclusion sections. Please check Table 1 for the limitations for Review Articles.

Case Reports: There is limited space for case reports in the journal and reports on rare cases or conditions that constitute challenges in diagnosis and treatment, those offering new therapies or revealing knowledge not included in the literature, and interesting and educative case reports are accepted for publication. The text should include Introduction, Case Presentation, Discussion, and Conclusion subheadings. Please check Table 1 for the limitations for Case Reports.

Case Series: The Case Series section reports a series of 2-6 similar cases. The cases should address a challenging diagnostic and/or therapeutic problem with possible solutions to help clinicians in managing these cases. Case series must be accompanied with a comprehensive review of literature. It should include six authors maximum. Structure of manuscript should include Introduction, Case Series, Discussion, Conclusion. It should have 3-5 keywords maximum. Please check Table 1 for the entire limitations for Case Series.

Interesting Image: No manuscript text is required. Interesting Image submissions must include the following:

Title Page (see Original article section)

Abstract: Approximately 100-150 words; without structural divisions; in English and in Turkish. Turkish abstract will be provided by the editorial office for the authors who are not Turkish speakers. If you are not a native Turkish speaker, please re-enter your English abstract to the area provided for the Turkish abstract.

Image(s): The number of images is left to the discretion of the author. (See Original article section)

Figure Legend: Reference citations should appear in the legends, not in the abstract. Since there is no manuscript text, the legends for illustrations should be prepared in considerable detail but should be no more than 500 words total. The case should be presented and discussed in the Figure legend section.

References: Maximum eight references (see Original article section).

Letters to the Editor: This type of manuscript discusses important parts, overlooked aspects, or lacking parts of a previously published article. Articles on subjects within the scope of the journal that might attract the readers' attention, particularly educative cases, may also be submitted in the form of a "Letter to the Editor." Readers can also present their comments on the published manuscripts in the form of a "Letter to the Editor." Abstract, Keywords, and Tables, Figures, Images, and other media should not be included. The text should be unstructured. The manuscript that is being commented on must be properly cited within this manuscript.

Tables

Tables should be included in the main document, presented after the reference list, and they should be numbered consecutively in the order they are referred to within the main text. A descriptive title must be placed above the tables.

Abbreviations used in the tables should be defined below the tables by footnotes (even if they are defined within the main text).

Type of manuscript	Word limit	Abstract word limit	Reference limit	Table limit	Figure limit
Original Article	3500	250 (Structured)	40	6	7 or total of 15 images
Review Article	5000	250	80	6	10 or total of 20 images
Case Report	1000	200	15	No tables	10 or total of 20 images
Letter to the Editor	500	No abstract	5	No tables	No media

Tables should be created using the "insert table" command of the word processing software and they should be arranged clearly to provide easy reading. Data presented in the tables should not be a repetition of the data presented within the main text but should be supporting the main text.

Figures and Figure Legends

Figures, graphics, and photographs should be submitted as separate files (in TIFF or JPEG format) through the submission system. The files should not be embedded in a Word document or the main document. When there are figure subunits, the subunits should not be merged to form a single image. Each subunit should be submitted separately through the submission system. Images should not be labeled (a, b, c, etc.) to indicate figure subunits. Thick and thin arrows, arrowheads, stars, asterisks, and similar marks can be used on the images to support figure legends. Like the rest of the submission, the figures too should be blind. Any information within the images that may indicate an individual or institution should be blinded. The minimum resolution of each submitted figure should be 300 DPI. To prevent delays in the evaluation process, all submitted figures should be clear in resolution and large in size (minimum dimensions: 100 × 100 mm). Figure legends should be listed at the end of the main document.

INSTRUCTIONS TO AUTHORS

All acronyms and abbreviations used in the manuscript should be defined at first use, both in the abstract and in the main text. The abbreviation should be provided in parentheses following the definition.

When a drug, product, hardware, or software program is mentioned within the main text, product information, including the name of the product, the producer of the product, and city and the country of the company (including the state if in USA), should be provided in parentheses in the following format: "Discovery St PET/CT scanner (General Electric, Milwaukee, WI, USA)"

All references, tables, and figures should be referred to within the main text, and they should be numbered consecutively in the order they are referred to within the main text.

Limitations, drawbacks, and the shortcomings of original articles should be mentioned in the Discussion section before the conclusion paragraph.

References

While citing publications, preference should be given to the latest, most up-to-date publications. If an ahead-of-print publication is cited, the DOI number should be provided. Authors are responsible for the accuracy of references. Journal titles should be abbreviated in accordance with the journal abbreviations in Index Medicus/ MEDLINE/PubMed. When there are six or fewer authors, all authors should be listed. If there are seven or more authors, the first six authors should be listed followed by "et al." In the main text of the manuscript, references should be cited using Arabic numbers in parentheses. The reference styles for different types of publications are presented in the following examples.

Journal Article: Stephane A. Management of Congenital Cholesteatoma with Otoendoscopic Surgery: Case Report. *Turkiye Klinikleri J Med Sci* 2010;30:803-7.

Book Section: Suh KN, Keystone JS. Malaria and babesiosis. Gorbach SL, Barlett JG, Blacklow NR, editors. *Infectious Diseases*. Philadelphia: Lippincott Williams; 2004.p.2290-308.

Books with a Single Author: Sweetman SC. *Martindale the Complete Drug Reference*. 34th ed. London: Pharmaceutical Press;2005.

Editor(s) as Author: Huizing EH, de Groot JAM, editors. *Functional reconstructive nasal surgery*. Stuttgart-New York: Thieme;2003.

Conference Proceedings: Bengisson S. Sothemin BG. Enforcement of data protection, privacy and security in medical informatics. In: Lun KC, Degoulet P, Piemme TE, Rienhoff O, editors. *MEDINFO 92. Proceedings of the 7th World Congress on Medical Informatics*; 1992 Sept 6-10; Geneva, Switzerland. Amsterdam: North-Holland;1992. pp.1561-5.

Scientific or Technical Report: Cusick M, Chew EY, Hoogwerf B, Agrón E, Wu L, Lindley A, et al. Early Treatment Diabetic Retinopathy Study Research Group. Risk factors for renal replacement therapy in the Early Treatment Diabetic Retinopathy

Study (ETDRS), Early Treatment Diabetic Retinopathy Study Kidney Int: 2004. Report No: 26.

Thesis: Yılmaz B. Ankara Üniversitesindeki Öğrencilerin Beslenme Durumları, Fiziksel Aktiviteleri ve Beden Kitle İndeksleri Kan Lipidleri Arasındaki İlişkiler. H.Ü. Sağlık Bilimleri Enstitüsü, Doktora Tezi. 2007.

Manuscripts Accepted for Publication, Not Published Yet:

Slots J. The microflora of black stain on human primary teeth. *Scand J Dent Res*. 1974. Epub Ahead of Print Articles: Cai L, Yeh BM, Westphalen AC, Roberts JP, Wang ZJ. Adult living donor liver imaging. *Diagn Interv Radiol* 2016 Feb 24. doi: 10.5152/dir.2016.15323. [Epub ahead of print].

Manuscripts Published in Electronic Format: Morse SS. Factors in the emergence of infectious diseases. *Emerg Infect Dis* (serial online) 1995 Jan-Mar (cited 1996 June 5):1(1): (24 screens). Available from: URL: [http:// www.cdc.gov/ncidod/EID/cid.htm](http://www.cdc.gov/ncidod/EID/cid.htm).

REVISIONS

When submitting a revised version of a paper, the author must submit a detailed "Response to the reviewers" that states point by point how each issue raised by the reviewers has been covered and where it can be found (each reviewer's comment, followed by the author's reply and line numbers where the changes have been made) as well as an annotated copy of the main document. Revised manuscripts must be submitted within 30 days from the date of the decision letter. If the revised version of the manuscript is not submitted within the allocated time, the revision option may be canceled. If the submitting author(s) believe that additional time is required, they should request this extension before the initial 30-day period is over.

Accepted manuscripts are copy-edited for grammar, punctuation, and format. Once the publication process of a manuscript is completed, it is published online on the journal's webpage as an ahead-of-print publication before it is included in its scheduled issue. A PDF proof of the accepted manuscript is sent to the corresponding author and their publication approval is requested within 2 days of their receipt of the proof.

Editor in Chief: Prof. Dr. Tamer Özülker

Address: Department of Nuclear Medicine, University of Health Sciences Turkey, Prof. Dr. Cemil Taşçıoğlu City Hospital, İstanbul, Turkey

Phone: +90 212 314 63 24

E-mail: tozulker@gmail.com

Publishing House: Galenos Yayınevi

Address: Molla Gürani Mah. Kaçamak Sk. No: 21/1 34093 Fındıkzade, İstanbul, Turkey

Phone: +90 (212) 621 99 25

Fax: +90 (212) 621 99 27

E-mail: info@galenos.com.tr/yayin@galenos.com.tr

European Archives of Medical Research

Formerly Okmeydanı Medical Journal

CONTENTS

REVIEW

134 COVID-19 Vaccines

Serkan Aydemir, Hatice Rumeysa Selvi, Muhammet Rıdvan Dumlu, Seçil Arıca, Funda Şimşek; İstanbul, Turkey

ORIGINAL ARTICLES

141 A Convenient Method of Improving Doctor-patient Communication in Hallux Valgus Surgery: Visual Animations

Alican Barış; İstanbul, Turkey

146 Cerclage Cable and Long Proximal Femoral Nail Antirotation Fixation in Treatment of Subtrochanteric Fractures: Functional and Radiological Outcomes and Complications

Ahmet Köse, Murat Topal, Murat İpteç, Muhammed Çağatay Engin, Recep Dinçer, Ali Aydın, Serkan Aykut, Muhammet Salih Ayas, Ercan Özyıldırım; Erzurum, Kastamonu, İstanbul, Isparta, Mersin, Turkey

153 Outcomes of Fixation of Slipped Capital Femoral Epiphysis with Single Cannulated Screw

Tunay Erden, Ali Tufan Pehlivan; İstanbul, Turkey

158 Our Hybrid Approach in the Treatment of Peripheral Vascular Diseases

Cihan Yücel, Mete Gürsoy, Serkan Ketenciler, Burçin Çayhan Karademir, Nihan Kayalar; İstanbul, Turkey

162 Evaluation of Preoperative Carcinoembryonic Antigen Positivity in Relation to Volume-based PET/CT Parameters in Patients with Colorectal Cancer

Yunus Güzel, Cihan Gündoğan, Canan Can; Diyarbakır, Turkey

167 Investigation of Allergy Management in Primary Care: Child vs. Adult Prescriptions

Volkan Aydın, Neriman İpek Kırmızı, Ömer Ataç, Narin Akıcı, Ahmet Akıcı; İstanbul, Turkey

173 Is a First Epileptic Seizure a COVID-19 Finding?

Sibel Üstün Özek, Asım Kalkan, Elif Ünal, Serap Üçler; İstanbul, Turkey

178 Optical Coherence Tomography Findings in Patients with Myotonic Dystrophy Type 1

Onur Akan, Burak Erden; İstanbul, Turkey

183 Working in a Pandemic Hospital during COVID-19 Outbreak

Özlem Polat, Filiz Coşkun; İstanbul, Turkey

CASE REPORTS

194 Using a Dermis Fat Graft for Volumetric Rejuvenation of Deep Superior Sulcus in the Eyelid Due to an Anophthalmic Socket

Mehmet Serhat Mangan; İstanbul, Turkey

197 Imaging Findings of an Aggressive Multicompartmental Venous Vascular Malformation of the Skull Base

Okan İnce, Berrin Erok, Tanju Kisbet, Eyüp Kaya, Naciye Kıs, Serkan Arıbal, Cem Çomunoğlu, Hakan Önder; İstanbul, Turkey

201 Eccrine Porocarcinoma: A Case Report

Ahmet Bahadır Göktaş, Özben Yalçın, Elif Moustafa; İstanbul, Turkey

LETTER to the EDITOR

205 Radiological Figure Quality and Compatibility in Published Articles

Serkan Arıbal, Eyüp Kaya, Tanju Kisbet, Hakan Önder; İstanbul, Turkey